

PMEX UPDATE (Evening)

Commodities	Signal	Entry	Stop loss	Target 1	Target 2
Crude Oil - WTI	SELL	76.33	77.46	75.20	74.53
Gold	BUY	1,823.50	1,815.00	1,832.00	1,845.00
Silver	BUY	23.233	23.00	23.469	23.648
Platinum	BUY	973.80	962.60	985.00	998.00
Copper	BUY	4.455	4.430	4.481	4.497
Natural Gas	BUY	3.700	3.584	3.816	3.933

Indices	Signal	Entry	Stop loss	Target 1	Target 2
Dow Jones	BUY	36,360.00	36,250.00	36,470.00	36,565.00
S&P 500	BUY	4,784.00	4,768.00	4,800.00	4,810.00
NASDAQ 100	BUY	16,410.00	16,316.00	16,504.00	16,562.00

Currencies	Signal	Entry	Stop loss	Target 1	Target 2
USD-JPY	SELL	115.140	115.370	114.910	114.750
EUR-USD	BUY	1.1357	1.1341	1.1373	1.1385
GBP-USD	BUY	1.3512	1.3494	1.3530	1.3545

Minimum Lot	Total Price	Margin	Investment	Profit 1	Return 1	Profit 2	Return 2
10 Barrel	135,867	4.93%	6,700	1,903	28.40%	3,095	46.20%
1 Ounce	324,583	3.36%	10,900	1,350	12.38%	3,664	33.61%
10 Ounce	41,355	8.22%	3,400	366	10.76%	684	20.13%
5 Ounce	866,682	5.45%	47,200	9,560	20.25%	21,130	44.77%
1000 Pounds	793,061	3.71%	29,400	4,249	14.45%	7,151	24.32%
1000 MMBTU	658,600	8.70%	57,300	20,240	35.32%	41,066	71.67%

Minimum Lot	Total Price	Margin	Investment	Profit 1	Return 1	Profit 2	Return 2
Index Level	6,472,080	2.27%	147,200	18,927	12.86%	35,837	24.35%
Index Level	851,552	2.29%	19,500	2,766	14.19%	4,546	23.31%
Index Level	2,920,980	2.69%	78,600	16,569	21.08%	26,893	34.21%

Minimum Lot	Total Price	Margin	Investment	Profit 1	Return 1	Profit 2	Return 2
10,000 Units	1,807,698	0.86%	15,600	3,736	23.95%	6,248	40.05%
10,000 Units	2,021,546	0.93%	18,800	2,973	15.81%	5,109	27.17%
10,000 Units	2,405,136	1.14%	27,300	3,329	12.19%	5,999	21.97%

Major Headlines

Oil Up, but COVID-19-fuelled Fuel Demand Worries Cap Gains
Oil was up on Monday morning in Asia, as Libyan tightened supplies ahead of an Organization of the Petroleum Exporting Countries and allies (OPEC+) meeting. Concerns about falling fuel demand as COVID-19 continues to spread also capped gains for the black liquid. [see more...](#)

Gold Down, but Higher Treasury Yields Counter COVID-19 Worries

Gold was down on Monday morning in Asia, but higher U.S. Treasury yields supported the safe-haven asset amid concerns about rising COVID-19 cases. Trade also remained thin as key Asia Pacific markets, including China, Japan, and Australia, were closed for a holiday. Gold futures edged down 0.11% to \$1,826.25 by 11:20 PM ET (4:20 AM GMT) after hitting a more than [see more...](#)

Dow Jones Futures: Tesla Deliveries Crush Views, Stock Eyes Breakout; Bring On The 2022 Market Rally

Dow Jones futures rose modestly Sunday evening, along with S&P 500 futures and Nasdaq futures. Tesla deliveries blew out Q4 forecasts Sunday following strong deliveries from Chinese EV rivals. [see more...](#)

USD/JPY's rally rounding off in low 115 area, bears focus on 113.50

USD/JPY has enjoyed a decent spell on the bid into the end of the year, rising from a low of 112.53 near the start of December and potentially climaxing around the current levels near 115.15. However, on a break of 115.53, the bulls could be encouraged to target 118.50 for weeks ahead as illustrated below. Meanwhile, the week ahead will be busy for the US dollar traders. The calendar's highlights will be ISM [see more...](#)

EUR/USD stays pressured around 1.1350 on mixed signals, US dollar recovery

EUR/USD prints a dull start to 2022, down 0.25% intraday around 1.1345 during early Monday. The currency pair refreshed a seven-week high the previous day amid broad US dollar weakness. However, the market's consolidation [see more...](#)

GBP/USD bulls on the march, eyes on the 1.36 area

GBP/USD has been on the march for the latter part of December and is starting the New Year on the front foot. The daily chart shows that the price is on the way towards mitigating the space between here and 1.3605. However, for the meanwhile, there are prospects of pressures to the downside towards 1.3520. The daily chart shows that the price is on the way towards mitigating the space between here and 1.3605. However, for the meanwhile, [see more...](#)

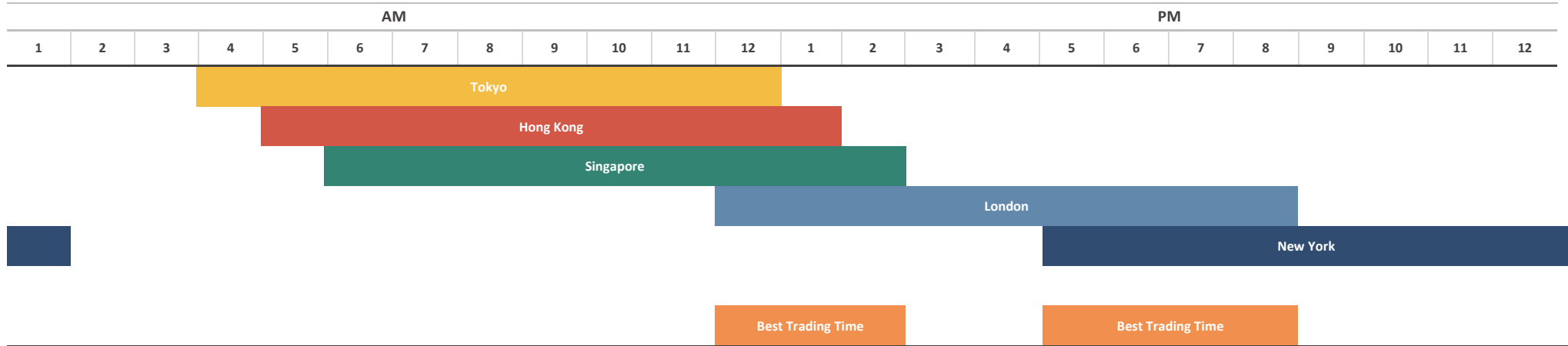
ECONOMIC CALENDAR

Event	Dates	Time	Currency	Importance	Actual	Forecast	Previous
United Kingdom - New Year's Day	03-Jan-22	All Day		Holiday			
Australia - New Year's Day	03-Jan-22	All Day		Holiday			
Canada - New Year's Day	03-Jan-22	All Day		Holiday			
New Zealand - New Year's Day	03-Jan-22	All Day		Holiday			
Japan - Market Holiday	03-Jan-22	All Day		Holiday			
German Manufacturing PMI (Dec)	03-Jan-22	1:55:00 PM	EUR	High Volatility	57.4	57.9	57.4

Source: Investing.com

FOREX MARKET'S STATISTICS

Forex Market Hours

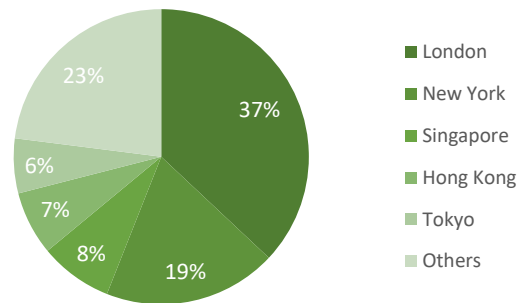


Note: This chart shows the normal forex trading times of all the major forex trading centers across the globe in Pakistan Standard Time.

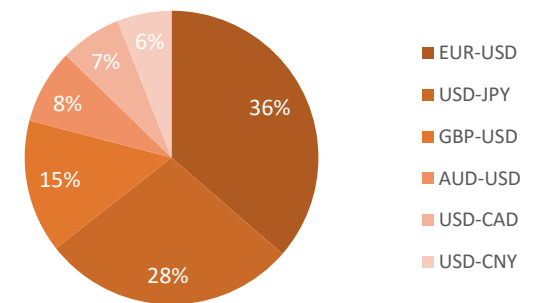
Forex Turnover by Counterparty



Markets' Share in Total Forex Turnover



Most Traded Currency Pairs



Sources: ACPL Research, Forexmarkethours, Dailyfx, Ig

DISCLAIMER

This report has been prepared by Abbasi and Company (Private) Limited and is provided for information purposes only. Abbasi and Company (Private) Limited (ACPL) is engaged in brokerage business of commodities futures in Pakistan and to provide the trading/ execution facility on Pakistan Mercantile Exchange (PMEX). There is risk of loss in trading in derivatives (futures). The author, directors and other employees of Abbasi and Company (Private) Limited and its affiliates cannot be held responsible for any loss in trading. Futures; futures on margin carries a high level of risk and may not be suitable for all investors. The high degree of leverage can work against the investor/ traders. Before deciding to invest in Commodity derivatives, you should carefully consider your investment objectives, level of experience, and risk appetite. The possibility exists that you could sustain a loss of some or all of your initial investment and therefore you should not invest money that you cannot afford to lose. You should be aware of all the risks associated with futures trading in commodities and other financial products. We take no responsibility for any loss made in investment on any instruments through us. In any event Abbasi and Company (Private) Limited, its affiliates, agents will not be liable to anyone for any decision made or action taken for investment/ trading. Abbasi and Company (Private) Limited, its affiliates, directors and employees cannot be held responsible for any loss in trading due to any problem in connectivity; failure of system; technical problem in the software or any other reason whatever.

All the reports/ recommendations/ trading calls/ opinions are advisory in nature and contains the opinions of the author, which are not to be construed as investment advices. The author, directors and other employees of Abbasi and Company (Private) Limited and its affiliates cannot be held responsible for the accuracy of the information presented herein or for the results of the positions taken based on the opinions expressed in the reports/ views from Abbasi and Company (Private) Limited. All the views/ recommendations/ trading calls and opinions are based on the information, which are believed to be accurate and no assurance can be given for the accuracy of these information.

Derivatives trading involve substantial risk. The valuation of the underlying may fluctuate, and as a result, clients may lose their entire original investment. In no event should the content of this research report be construed as an express or an implied promise, guarantee or implication by, or from, Abbasi and Company (Private) Limited that you will profit or that losses can, or will be, limited in any manner whatsoever. Past results are no indication of future performance. The information provided in this report is intended solely for informative purposes and is obtained from sources believed to be reliable. Information is in no way guaranteed. No guarantee of any kind is implied or possible where projections of future conditions are attempted. Investments in securities market are subject to market risks, read all the related documents carefully before investing.

All rights reserved by Abbasi and Company (Private) Limited. This report or any portion hereof may not be reproduced, distributed, or published by any person for any purpose whatsoever. Nor can it be sent to a third party without prior consent of Abbasi and Company (Private) Limited. Action could be taken for unauthorized reproduction, distribution, or publication.

The research analyst, primarily involved in the preparation of this report, certifies that (1) the views expressed in this report accurately reflect his/her personal views about the subject commodity/index /currency pair and (2) no part of his/her compensation was, is or will be directly or indirectly related to the specific recommendations or views expressed in this report.

DISCLOSURE

Following exchange rates are used to convert investment and profit values:

- USD/PKR: 178
- JPY/PKR: 1.57

To arrive at our Target Price, Abbasi & Company (Private) Limited uses following methods:

- Technical Analysis
- Fundamental Analysis

Furthermore, profit and returns are inclusive of all expenses including PMEX Fee, ACPL Fee & Sales Tax

RESEARCH DISSEMINATION POLICY

Abbasi & Company (Private) Limited endeavors to make all reasonable efforts to disseminate research to all eligible clients in a timely manner through either physical or electronic distribution such as email, fax mail etc. Nevertheless, all clients may not receive the material at the same time.

PREPARED BY

Muhammad Ahmed
Phone: (+92) 42 38302028
Ext: 118
Email: mahmed@abbasiandcompany.com

RESEARCH DEPARTMENT

6 - Shadman, Lahore
Phone: (+92) 42 38302028; Ext: 116, 117
Email: research@abbasiandcompany.com
web: www.abbasiandcompany.com

HEAD OFFICE

6 - Shadman, Lahore
Phone: (+92) 42 38302028
Email: support@abbasiandcompany.com
web: www.abbasiandcompany.com

BRANCH OFFICE

42 - Mall Road, Lahore
Phone: (+92) 42 38302028 - 37320707
Email: support@abbasiandcompany.com
web: www.abbasiandcompany.com